





Family Language & Mathematics Calendar 2009

Sun	Mon 	Tue 	Wed	Thu	Fri	Sat
 <p>Let's celebrate all of God's creations this summer through Language and Mathematics activities. July's focus is God's gifts of creation. Scripture reference: Genesis 1: 6-11, 24.</p>			<p>¹ Happy Birthday Canada!</p> <p>In Canada we have many gifts from God to celebrate. One of those gifts is the maple leaf. Make a list of all the places where you see the maple leaf displayed.</p>	<p>² Take a walk with a friend. Look for and list all the gifts that God gave us.</p>	<p>³ Visit your local library and check out the summer programs, activities, books, movies and music to enjoy.</p>	<p>⁴ Plan a family visit to a park in your area. Draw a map of the area to show the plant and land formations. Take some time to sit under a tree and read a good book.</p>
<p>⁵ "And God said, 'Let there be a dome in the midst of the waters, and let it separate the waters from the waters ...' And it was so." Genesis 1:6-7 Water is a precious life-giving gift from God. Say a prayer of thanksgiving for the wonderful gift of water.</p>	<p>⁶ Start a print or electronic journal with a friend or relative. Take turns making entries about the amazing things you notice in God's world.</p>	<p>⁷ The gift of rain helps nourish the earth. Wait for a rainy day so that you can watch it fall and feel it on your face. Record 10 descriptive words in your journal to describe the rain.</p>	<p>⁸ Place a container in your yard or on your balcony to catch rain. Find a way to measure the amount of rain that falls this month. Reflect on why we need the gift of water to survive.</p>	<p>⁹ Locate a map of your city or town. Use it to find bodies of water (e.g.: lakes, rivers, ponds). Estimate what fraction of your area is covered by water. Remember that this gift from God is a life-giving force.</p>	<p>¹⁰ Find a book about water. Read it to find some interesting facts and share them with a relative or a friend.</p>	<p>¹¹ Create a poster to illustrate how we use God's wonderful gift of water in our world.</p>
<p>¹² "And God called the dry land Earth, and the waters that were gathered together he called Seas. And God said that is was good." Genesis 1:10. The earth sustains life. Say a prayer of thanksgiving for the life it provides.</p>	<p>¹³ Sand is part of our landscape. With your family or friends, find a sandy area and build a sand castle using different geometric 3-D figures. Take pictures as you build and create a photo essay of your build. Write about the gifts from God you used to create the castle.</p>	<p>¹⁴ Take a nature walk outside your front door. Draw a map to show where the plants and animals you find are located. Can you create the map to scale?</p>	<p>¹⁵ God's creations come in all shapes and sizes. Find a non-living thing small enough to put in your pocket. Create a riddle and challenge someone to guess what it is. Create a riddle book to share with your friends and family.</p>	<p>¹⁶ Plan a virtual camping trip with a friend. List all the things you will need to "survive". Then list all the gifts God gave you that help you survive, for e.g.: courage, hope, etc.</p>	<p>¹⁷ Visit the public library. Research one of the local conservation areas. http://www.conservationhalton.on.ca/ Choose one of the conservation parks and make plans to visit to see the natural beauty of God's world.</p>	<p>¹⁸ Plan a neighbourhood cleanup party. Create flyers inviting your friends and family to come out clean up the neighbourhood. Collect trash, and items that can be recycled to show respect for God's world.</p>
<p>¹⁹ "Then God said, 'Let the earth put forth vegetation: plants yielding seed, and fruit trees of every kind on earth that bear fruit with the seed in it.' And it was so." Genesis 1:11. Say a prayer of thanksgiving for God's gift of plants.</p>	<p>²⁰ <i>Sit Under a Tree and Read Day.</i> Enjoy God's gift of trees. Choose your favourite book and sit under a tree to enjoy it.</p>	<p>²¹ Find the largest and smallest trees in your neighbourhood. Estimate the circumference of each and then measure to see how accurate you were. Think about the strength and beauty of these gifts from God.</p>	<p>²² Living things in God's creation work together in habitats and ecosystems. Read a book about monarch butterflies and the types of plants that provide food for them. See if you can find any of those plants in your neighbourhood.</p>	<p>²³ Look in the newspaper. Find articles about your local area. Highlight any sentences, comments or phrases that show the Catholic value of stewardship. Discuss them with your family at dinner.</p>	<p>²⁴ Visit the public library. Read "The Giving Tree" by Shel Silverstien. Discuss how the tree shares his gifts with the boy.</p>	<p>²⁵ Go to the local farmer's market. Check out the food and products grown and created locally. Find and follow a recipe that uses some of those products to create a delicious dish for your family. Before you eat remember to say Grace, thanking God for the food before you.</p>
<p>²⁶ "And God said, 'Let the earth bring forth living creatures of every kind: cattle and creeping things and wild animals of the earth of every kind.' And it was so." Genesis 1: 24.</p>	<p>²⁷ Use recycled materials to make animal puppets. Create a play that shows how we should respect the gift of animals from God.</p>	<p>²⁸ There are many different "creeping things", all as unique and varied as God's other gifts. Measure out a square metre in your backyard and create a tally chart of all the different types and numbers of bugs you see.</p>	<p>²⁹ Visit your local library. Use your library card to borrow a nature movie for the family to enjoy together. After the movie, discuss your favourite scenes and the ways we can show our appreciation for God's gifts.</p>	<p>³⁰ Nature has music for our ears. Go outside and listen for some sounds in God's creation. Record descriptive phrases in your journal and use them in to write a poem.</p>	<p>³¹ List all the ways you used Language and Mathematics today. Thank God for your gift of knowledge and your ability to learn new things.</p>	


Dear Parents and Guardians,

The summer months provide a wonderful time for you to spend a few minutes each day with your children to explore and experience the gifts of God's creation. This summer calendar provides suggestions for you to have your child:

- practice their language and mathematics skills;
- demonstrate an understanding that all of creation is good and sacred; and
- recognize that the goods of the earth are loving gifts from God.



Family Language & Mathematics Calendar 2009

Sun	Mon	Tue	Wed	Thu	Fri	Sat
 						
<p>Let's celebrate all of God's creations this summer through literacy and numeracy activities. The focus in August is stewardship for creation, a way of living each day in gratitude for all of God's gifts. Scripture references: Psalms 24, 33, and John 10</p>						
<p>² "The Lord looks down from heaven; He sees all humankind. From where he sits enthroned He watches all the inhabitants of the earth." Psalm 33: 13-14 Talk about all the gifts God has given you. Remember them in your prayers today.</p>	<p>³ This month, the planet Mars will look progressively bigger and brighter. Record the size and position of Mars each day in August.</p>	<p>⁴ Read legends about the constellations. Why did God create these clusters or star arrangements? How did early people use this gift?</p>	<p>⁵ Tonight we can look to the sky and see a full moon. What other of God's creations can you see? Play "I Spy" with an adult as you look up at the night sky.</p>	<p>⁶ Have you ever heard of Moon Rocks? The rocks on the ground might not be moon rocks. Find 7 rocks and put them in order from heaviest to lightest. What could you do to check if your order is correct?</p>	<p>⁷ When we think about the many constellations in the night sky, we realize the expanse of God's gift, our Universe. Find one constellation in the night sky and share the legend with a friend or family member.</p>	<p>⁸ Think about the expanse of the sky God has created. Create a model of the solar system. What will you use?</p>
<p>⁹ "Happy is the nation whose God is the LORD, the people whom He has chosen as his heritage." Psalm 33:12 We are grateful to God for the blessings He has given us. Write a thank you letter to God. Place the letter in your family bible.</p>	<p>¹⁰ Do we weigh more or less on other planets? Go to http://www.pbs.org/teachers/mathline/concepts/space2/Act2Student.pdf to find the "NEW" Weight Chart. On which planet would you weigh the closest to your Earth weight?</p>	<p>¹¹ We are grateful for the many different types of landforms on the Earth. How does Mount Everest, the tallest mountain on Earth compare to Olympus Mons the tallest mountain and volcano on Mars?</p>	<p>¹² Cut out pictures from the newspaper and create a collage illustrating the many gifts we have received from God. Use the words from the newspaper to create phrases expressing our gratitude for these gifts.</p>	<p>¹³ Look up your last name in a phone book. How many listings are there for your last name? How can we show our gratitude for the gift of family? Add your expression of gratitude to the family bible.</p>	<p>¹⁴ God created Mars but who discovered Mars? How did Mars get it's name? Go to the library and look for books that tell all about the history of Mars.</p>	<p>¹⁵ God created nocturnal animals, animals that are active at night. With your family take a, "Night Hike". Listen and watch for nocturnal animals. Record what you see and hear in your journal.</p>
<p>¹⁶ "I am the shepherd. The good shepherd lays down his life for the sheep." John 10:11 Find examples from the life of Jesus that show us how to care for each other and God's creations. How do you care for the world we live in?</p>	<p>¹⁷ Cut and paste or draw pictures of things that are created by God and things that are man-made. Choose a way to display them.</p>	<p>¹⁸ Listen to music that reminds you of space travel. Tap out the beat. How many patterns can you hear?</p>	<p>¹⁹ Use the internet or books from the library to research the circumference and diameter of Mars? How does it compare to Earth's measurements?</p>	<p>²⁰ God readily shared all His creations with us, so that we might enjoy their beauty. Plan a time to look at the clouds. Draw a picture of the shapes you see.</p>	<p>²¹ A year on Earth is 365 days long. A year on Mars is almost twice as long, 678 days. Use these facts to record a Math story in your journal.</p>	<p>²² Mars may look like it is only a short rocket ship ride way, but travelling to Mars is still just a dream. Use recycled materials and create a space travel machine.</p>
<p>²³ "Lead me in your truth, and teach me, for you are the God of my salvation;" Psalm 24:5 How are you helping your family this summer? Share what you are doing with your family during dinner.</p>	<p>²⁴ Soon Mars will be the brightest object in the night sky. Think of someone who would like to know this information. Share this gift of knowledge with them.</p>	<p>²⁵ Look through your school supplies from last year. What can you re-use? What do you need to purchase?</p>	<p>²⁶ God's creation is always changing. Summer is coming to an end. Soon you will see signs of this seasonal change. Use your journal to write or draw things that tells you that summer is coming to an end.</p>	<p>²⁷ Are you ready to view this gift from God? Plan and gather together all the things you and your family will need to view Mars tomorrow evening.</p>	<p>²⁸ With your family look to the spectacle of Mars in the night sky. What can you say to God about this gift?</p>	<p>²⁹ Make your last entry about Mars in your journal. Share it with your family or friends.</p>

Dear Parents and Guardians,

The summer months provide a wonderful time for you to spend a few minutes each day with your children to explore and experience the gifts of God's creation. This summer calendar provides suggestions for you to have your child:

- practice their language and mathematics skills;
- demonstrate an understanding that all of creation is good and sacred; and
- recognize that the goods of the earth are loving gifts from God.

